



AFI-115

SUBWOOFER SYSTEM

DESCRIPTION:

The AFI-115 features a high power, long excursion, fluid treated 15" (381mm) cone driver capable of powerful, tight, and extremely rich bass. It works perfectly in combination with the AFI-4, AFI-3, or other smaller AFI full-range speakers. The AFI-115 is superb for multi-media presentations, clubs, houses of worship, discos, concert halls, and theaters.

DRIVER COMPLEMENT:

LOW FREQUENCY: One Apogee 15" (381mm) permanent magnet cone-type driver is treated with a waterproofing compound, providing resistance to moisture, and enabling long-term stability of cone resonance and cone mass parameters; also treated with Ferrofluid® for greater power handling capability, lower distortion, and control of short-term impedance rise

INPUT CONNECTORS:

Barrier strip, screw type #8

COMPATIBLE PROCESSORS:

AFI Main Frame Controller Chassis (using AFI-115 Module) or DLC24

RECOMMENDED CROSSOVER:

Contact Apogee for full technical data on other DSP-based Processors

HANDLES:

Two handles – one top, one bottom – designed as an integral part of the enclosure (no moving parts)

GRILLE:

Highly durable, quality finish on perforated steel (aluminum on SX version)

RIGGING HARDWARE:

Fourteen rigging points; four each on top and bottom, two each on both sides and rear, all backed with 16-gauge steel; points can be type 3/8" – 16 or M10 thread

FINISH:

Textured high-strength black or white epoxy paint; other colors optional

ENCLOSURE TYPE:

Rectangular, optimally-vented bass

CABINET CONSTRUCTION:

Multi-ply hardwood with stainless steel fasteners

OPTIONS/ACCESSORIES:

- AFI Controller Processor or DLC24 Digital Processor
- SX weather treatment for harsh environments
- Assorted rigging components

ENGINEERING DATA:

FORMAT:

Front-loaded

DISPERSION:

Omni-directional

FREQUENCY RESPONSE (1M ON AXIS):

40 Hz to 125 Hz ± 3 dB

MAX. SPL (@1M):

122 dB cont./128 dB peak

PTML (PEAK TRANSIENT MECHANICAL LIMIT):

139 dB

SENSITIVITY (1W @ 1M):

97 dB

NOMINAL IMPEDANCE:

8 ohms

MAX. POWER HANDLING:

400W cont./1600W peak

DIMENSIONS:

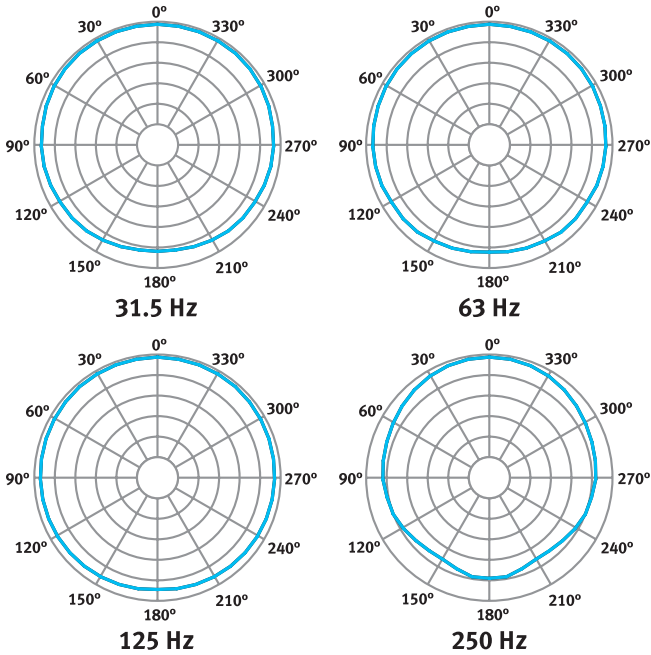
21.0" (534mm) W x 20.9" (531mm) H x
22.3" (567mm) D

WEIGHT:

71 lb. (33 kg)

APOGEE
SOUND INTERNATIONAL

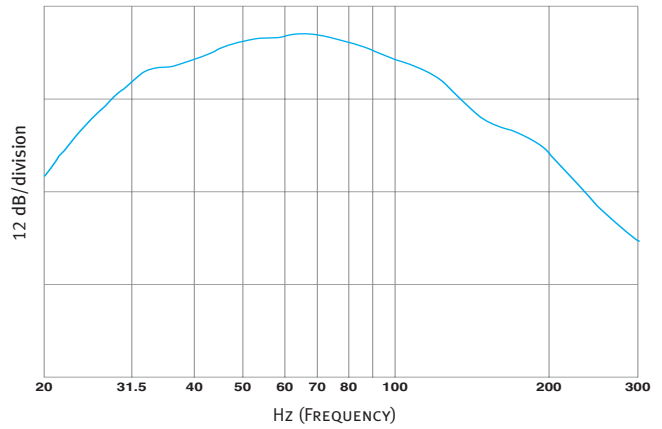
POLAR MEASUREMENTS AFI-115 (6 dB/division, normalized)



Horizontal and vertical measurements are identical.

All polar measurements obtained in a free-field environment at 10° increments.

FREQUENCY RESPONSE AFI-115

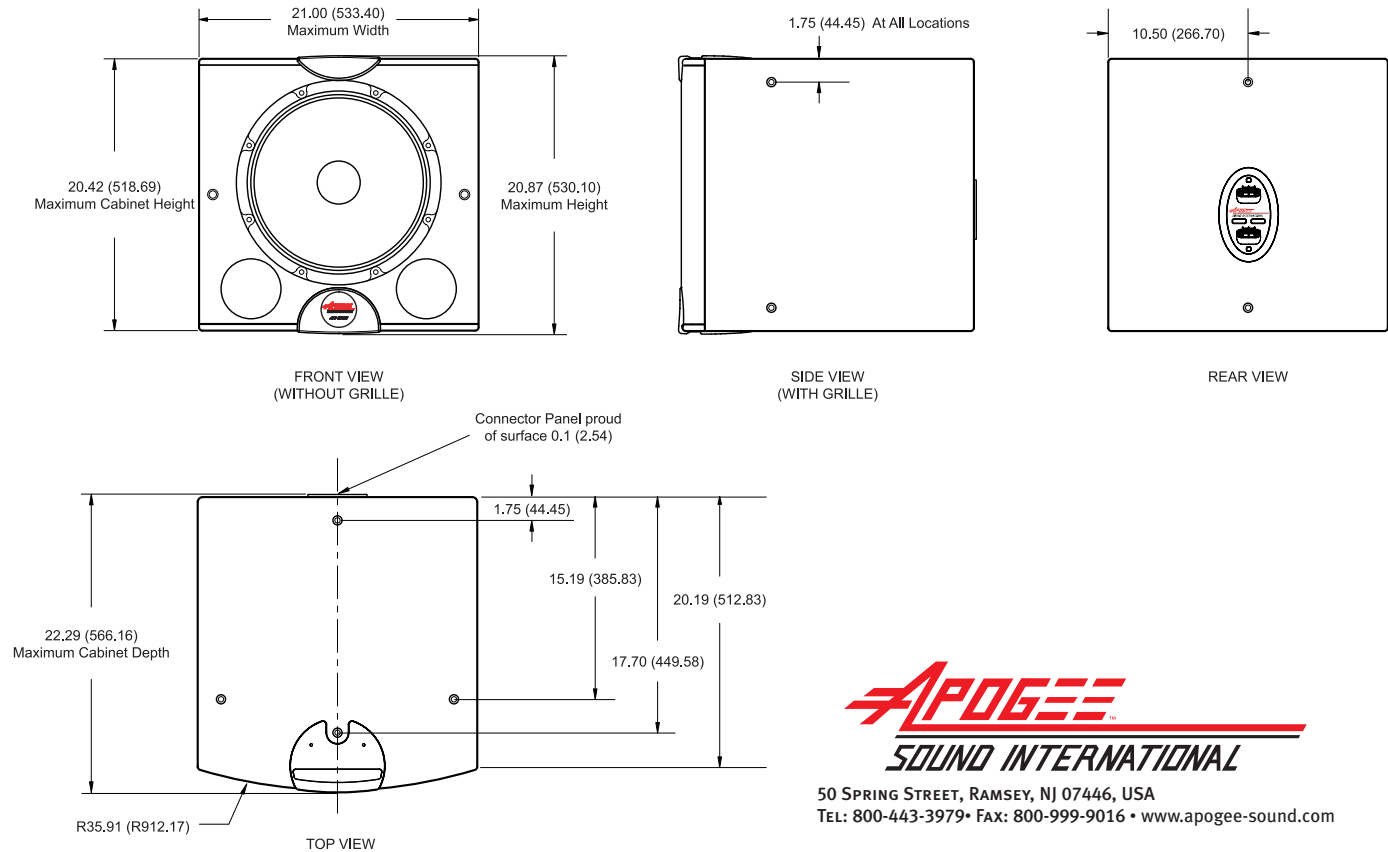


Measured in a free-field anechoic environment using a swept one-third octave input.

PROCESSOR NOTES:

The AFI Controller consists of an analog Main Frame which accepts four voicing modules. Modules are available for each of the different AFI loudspeaker types, with two module bays required for bi-amplified speakers. The DLC24 Digital Loudspeaker Controller is a digital engine with an analog surface. It combines the most advanced technology available with intuitive interfaces to provide the key elements that ensure optimal loudspeaker system performance and management in a variety of live sound and fixed installation applications. The controllers provide factory-set equalization curves to smooth the response, protective limiting, and active crossovers (for bi-amplified models and subwoofers). Barrier strip inputs and outputs are standard on the AFI Controller.

DIMENSIONAL DRAWINGS AFI-115 (dimensions in inches and millimeters)



50 SPRING STREET, RAMSEY, NJ 07446, USA
 TEL: 800-443-3979 • FAX: 800-999-9016 • www.apogee-sound.com