



AE-12s2

CONCERT SUBWOOFER SYSTEM

DESCRIPTION:

The AE-12s2 subwoofer delivers a deep, accurate response, adding power and intense impact without "muddying" or coloring the upper frequencies. The AE-12s2 perfectly complements arrays of the AE full-range models.

DRIVER COMPLEMENT:

Dual Apogee 18" (460mm) permanent magnet cone-type drivers are treated with a waterproofing compound, providing resistance to moisture, and enabling long-term stability of cone resonance and cone mass parameters; also treated with Ferrofluid® for greater power handling capability, lower distortion, and control of short-term impedance rise

INPUT CONNECTORS:

Neutrik™ NL4MP Speakon™ standard; Cannon EP series and gas-tight barrier strips optional

COMPATIBLE PROCESSORS:

DLC24 Digital Controller

HANDLES:

Eight handles designed as an integral part of the enclosure (no moving parts)

GRILLE:

Powder-coated, diamond-punched steel with acoustic foam covering

TRIM:

Optional protective steel pieces on top and bottom edges; powder-coated for durability

RIGGING HARDWARE:

Four 12 gauge steel nutplates, mounted two on each side, recessed so as to be nominally flush; accepts 3/8"-16 thread (10mm nutplate or Aeroquip Pan fittings optional), nutplates are backed with 12 gauge steel internal brackets

ENCLOSURE TYPE:

Rectangular, optimally-vented bass

CABINET CONSTRUCTION:

Multi-ply birch with stainless steel fasteners

ENGINEERING DATA:

FORMAT:

Single-amped/Electronically-coupled

DISPERSION:

Omni-directional

FREQUENCY RESPONSE (1M ON AXIS):

30 Hz to 105 Hz ± 3 dB

MAX. SPL (@1M):

128 dB cont./134 dB peak

PTML (PEAK TRANSIENT MECHANICAL LIMIT):

145 dB

SENSITIVITY (1W @ 1M):

101 dB/20 Hz to 100 Hz

NOMINAL IMPEDANCE:

8 ohms, each driver; separate connections to each driver

MAX. POWER HANDLING:

1200W cont./4800W peak (600W cont./2400W peak, each driver)

DIMENSIONS:

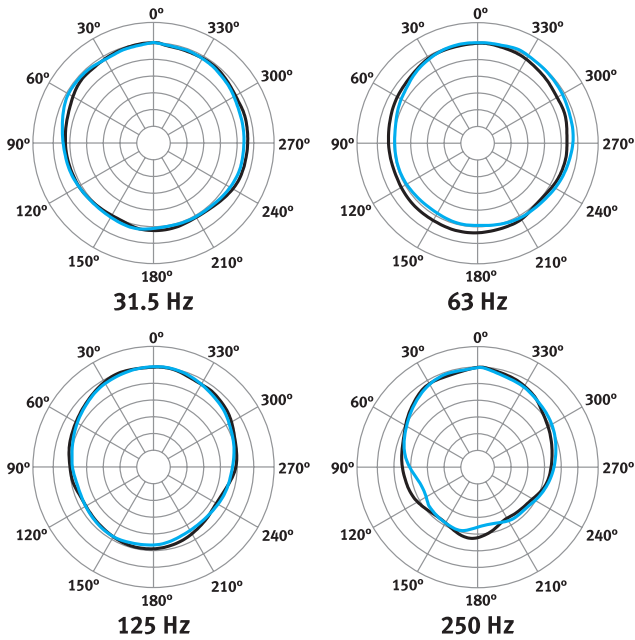
44.75" (1137mm) W x 30" (762mm) H x
22.5" (572mm) D

WEIGHT:

204 lb (92.6 kg)

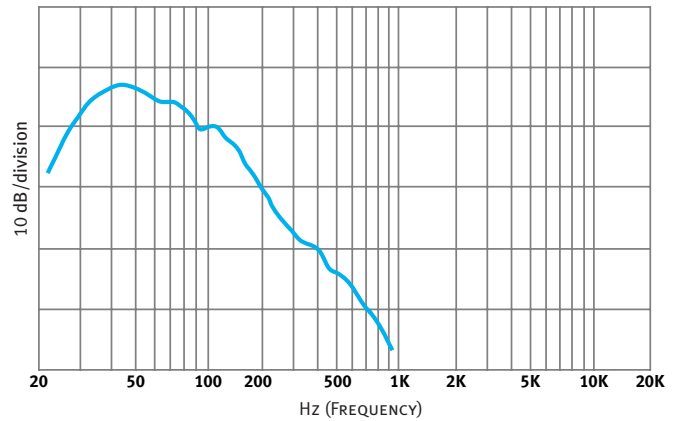
APOGEE
SOUND INTERNATIONAL

POLAR MEASUREMENTS AE-12S2 (6 dB/division, normalized)



HORIZONTAL ——— All polar measurements obtained in a free-field environment at 10° increments.
VERTICAL ———

FREQUENCY RESPONSE AE-12S2 (with controller)



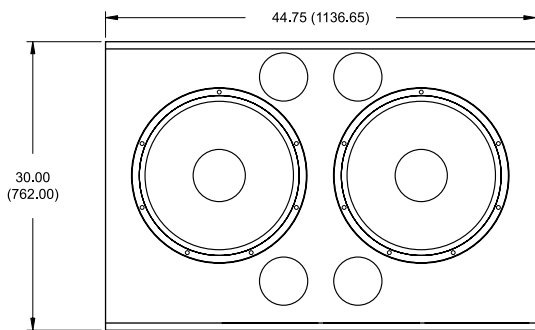
Measured in a free-field anechoic environment using a swept one-third octave input.

PROCESSOR NOTES:

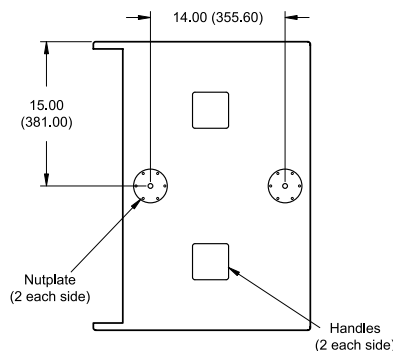
The DLC24 Digital Loudspeaker Controller is a digital engine with an analog surface. It combines the most advanced technology available with intuitive interfaces to provide the key elements that ensure optimal loudspeaker system performance and management in a variety of live sound and fixed installation applications.

The controller provides factory-set equalization curves to smooth the response, protective limiting, and active crossovers (for bi-amplified models and subwoofers).

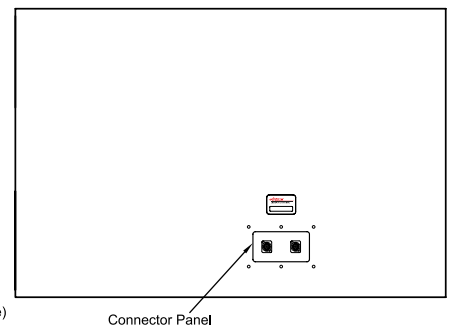
DIMENSIONAL DRAWINGS AE-12S2 (dimensions in inches and millimeters)



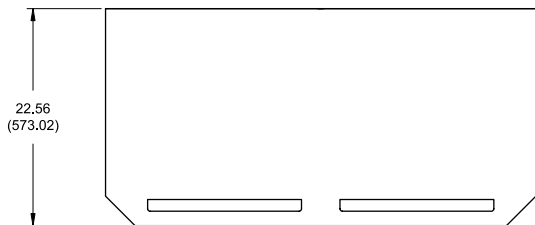
FRONT VIEW
(WITHOUT GRILLE)



SIDE VIEW
(WITHOUT GRILLE)



REAR VIEW



TOP VIEW



50 SPRING STREET, RAMSEY, NJ 07446, USA
 TEL: 800-443-3979 • FAX: 800-999-9016 • www.apogee-sound.com