

0162

RIM STRIKE



Strength
1500lb Static
70 Dynamic ft-lb



Warranty
5 Year Limited Warranty



Door Frames
Surface Mount Design
Works With Most Material Types



Mode
Fail Secure



Latch Monitor
Optional 0162LM Model




Fire Rated
Optional F0162 Model

Designed for use
with Pullman latch rim
exit devices.

0162 RIM STRIKE




Dimensions
1-3/4" x 9" x 3/4" (45mm x 230mm x 20mm)



Conventional keeper
(one moving part)



Lockdown holes
for secure mount



Latch Monitor
(0162LM Model)

Features

- No frame cutting required – surface mounted
- Higher grade stainless steel ensures superior keeper strength
- Compatible with most major exit devices
- Accommodates exit devices with latch projections from 1/2" to 3/4" (13mm - 19mm)
- Ensure proper latch alignment with horizontal adjustment up to 1/4" (6.4mm) to compensate for door misalignments
- Field selectable voltage input –12 or 24VDC and 12 to 24VAC (even 11 to 16VAC)
- Horizontal solenoid prevents manipulation from vibration
- Modular plug-in wire connectors
- Selectively brushed stainless steel finish
- Non-handed
- Hex socket head cap screws for added support and tamper resistance
- Mounting spacer included to provide enhanced latch engagement
- Tamper resistant
- Conventional keeper design - promotes even load distribution
- Installation tool included (hex key)
- Optional latch monitor

Options

- 0162LM – Latch monitor
- F0162 – Fire-rated
- F0162LM – Fire-rated with latch monitor

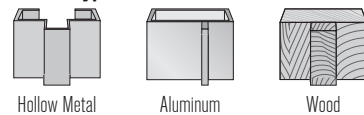
Accessories

- 0162DDH – Double door housing
(To accommodate non-rated double doors)
- 0162MSK – Mounting spacer kit 1/16" (1.5mm)
(Additional spacer included)
- ICEPK – Heat reducer

Applications

- Commercial centers
- Industrial buildings
- Educational facilities
- Retail outlets
- Health care facilities
- Office complexes

Frame Type



Door Lock Type



Pullman Latch

Certifications & Testing

- UL 1034 Listed for 1500lbf of static strength
- F0162 has a 3-hour fire-rating to UL10C
- Factory-tested to over 4-million cycles of operation
- US Patent 7,722,097
- 5-year limited warranty

SECURITY



Model	Mode	Volts	Current	Duty	Amps	Ohms
0162 0162LM F0162 F0162LM	Fail Secure	12V	AC	Intermittent	0.33	22
			DC	Continuous	0.50	22
		24V	AC	Intermittent	0.64	22
			DC	Continuous	0.24	89
		11-16V	AC	Intermittent	0.32-0.50	22

Intermittent Duty: Energized less than 1 minute with Duty Ratio 1:5

Continuous Duty: Energized 1 minute or more